

Best Photo to Video Converter, Photo movie creator, Photo Video editor

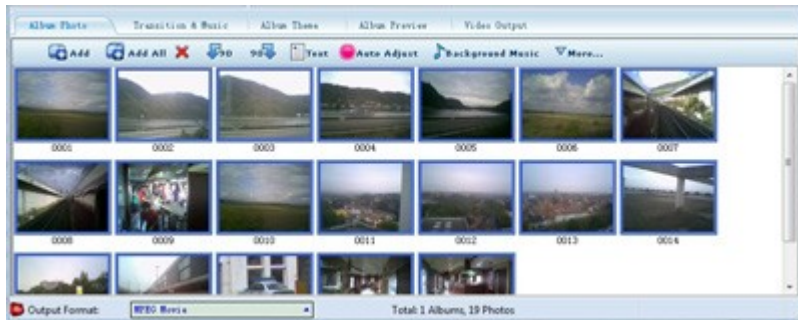
[Photo to video Converter](#) is the best Photo to movie editing creator allows you to convert still image to video with music for publishing on youtube, facebook, MySpace, iPod, iPhone, iPad in various formats like MP4, 3GP, MKV, AVI, MOV, FLV, SWF, MPEG, MPEG-4, MPEG-1, MPEG-2, 3GPP2, H.264. With the best Picture to Movie editor, you will create your photo slide show in MP4, 3GP, MKV, AVI, MOV, FLV, SWF, MPEG, MPEG-4, MPEG-1, MPEG-2, 3GPP2, H.264 formats with just a few simple clicks. As the best image movie making converter software, it allows you to convert picture to various movies easily.

([free online download](#))

How to convert photo to movie with the best converter software?

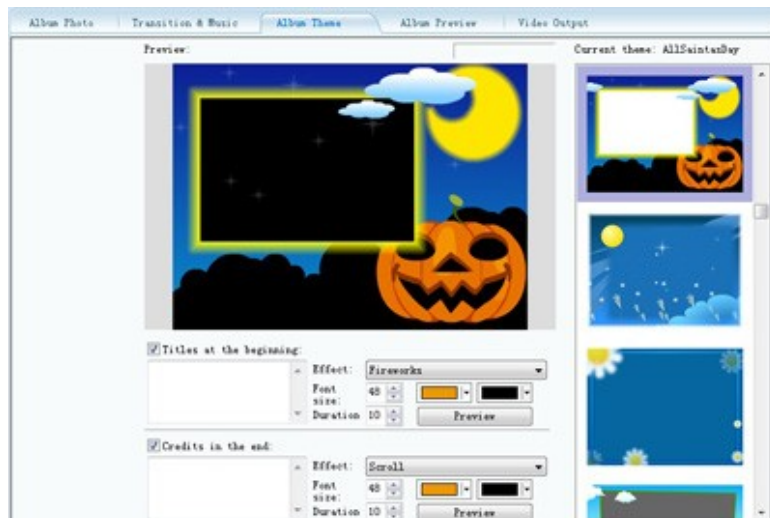
The free extra picture to video making converter allows you to add image, add background music, record your voice, set the movie slideshow transition effects and theme. With the picture movie creator, you can get the relevant format music videos like MP4, 3GP, MKV, AVI, MOV, FLV, SWF, MPEG, MPEG-4, MPEG-1, MPEG-2, 3GPP2, H.264. There are just some simple steps for you to convert image to movie with this editing creator.

Step 1: Import photos, add background music, arrange the photo order



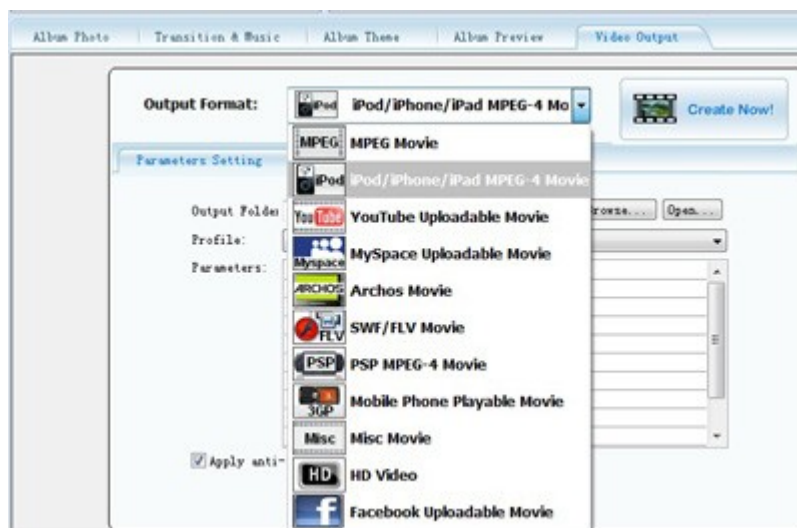
Click this "Add" button to import image from picture collection to the best extra image to video making converter working place. Then you can set the picture order by using the behavior "Drag" with your mouse. you can also add your favorite background music to the creator for making audio movie with background music.

Step 2: Set the photo slideshow transition effects and choose the theme



Go to the "Album theme" tab of the editor. The powerful editor has many built-in transition effects and themes for users. You can set the dynamic transition effects for the slide show and choose the proper theme from the extra picture to movie editing creator. You can also preview the slideshow in the "album preview" tab of the creator. When all is OK, you will begin with the next step.

Step 3: choose your slide show video output format



Go to the output window of this editor. As the best extra picture video making converter, it prepares various music video formats (mp4, mpeg-4, mpeg-1, mpeg-2, mpeg, avi, mov, flv, swf, mkv, 3gp, 3gpp2, h.264) for you to choose for the slide show output. With this image movie editing creator, you can convert your photo slideshow to mp4, 3gp, h.264, flv, mov, avi, mkv, mpeg-1, mpeg-4, swf, 3gpp2, or mpeg-2 video.

For example, if you want to make a mp4 video, you can choose "PSP MPEG-4 Movie" as the output; if you want to create flv video slide show, you can choose "SWF/FLV Movie" as the output; if you would like to make 3gp movie, you can choose "Mobile Phone Playable Movie" as the output. After you choose your favorite video output format, you will click "Create Now!" button on the publish window of the free extra picture movie editing creator to make your music slideshow.

Upload to YouTube, Facebook or MySpace online

When the free picture video making converter completes the movie converting, your job is to play the picture slide shows on your PC to have a preview. If the creative image slideshows are OK, you will begin to upload the video to YouTube, Facebook or MySpace online for sharing with others on the Internet.

Now, you have known that how to convert photo to video with the best extra picture movie editing creator software and show your image to others online.

There are some other slideshow making editor online for you to download:

[Download Flash editor online](#), download [DVD Photo Slide show Editor](#),

Download 3GP photo Slideshow Editor, download iPod Slideshow Editor, Photo DVD Converter, Photo to MPEG video Converter freeware